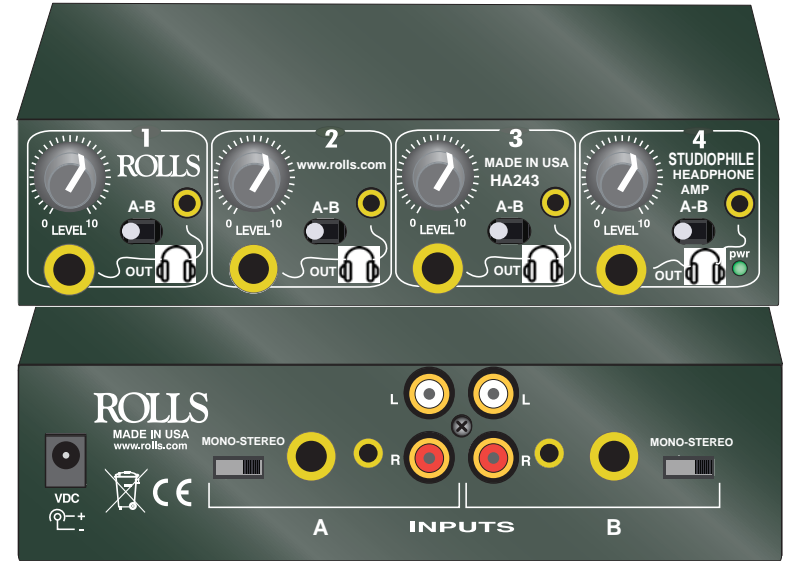


Rolls Corporation
 5965 S 850 W
 Murray, UT 84107
 Title: Studio Philie HA243 4ch Headphone Amp
 Size: Ba Document Number:
 Date: 16 March 2011
 Rev: A
 Sheet 1 of 1

ROLLS

HA243

Stereo Headphone Amplifier



WARNING: THE MINIMUM HEADPHONE IMPEDANCE FOR THE HA243 IS 8 OHMS. THE MAXIMUM HEADPHONE IMPEDANCE IS 1000 OHMS. IF YOU CONNECT AND USE THE HA243 WITH A LOWER HEADPHONE IMPEDANCE THAN LISTED ABOVE YOU WILL DAMAGE THE UNIT AND POSSIBLY OTHER EQUIPMENT THAT IS CONNECTED TO THE HA243.

SPECIFICATIONS

- Input Impedance: 10K Ohms unbalanced
- Max Input Level: +26 dBV
- Input Connectors: RCA, 1/4" and 3.5mm for both A and B inputs
- Outputs: 4: 1/4" TRS Stereo jacks
4: 1/8" (3.5 mm) TRS Stereo jacks
- Max Gain: 20 dB/Channel
- Output Power: 326 mW/side, 652 mW/Channel (@ 62 Ohms)
- Frequency Response: 20 Hz - 20 kHz +/- 3 db
- S/N Ratio: 92 dB
- THD: <.008%
- IMD: <.008%
- Phase Shift (In to Out): less than 10 deg.
- Slew Rate: 2 V per microsecond
- Crosstalk: - 65 dB
- Power: VDC
- Weight: 1.6 lbs
- Size: 6.75" x 1.75" x 4.75"
- Headphone impedance: 8 Ohms to 1000 Ohms



ROLLS

ROLLS CORPORATION
 SALT LAKE CITY, UTAH
 06/11

INTRODUCTION

Thank you for your purchase of the Rolls HA243 Stereo Headphone Amplifier. This unit was designed to provide years of dependable service. Please read this manual carefully to ensure proper operation.

The HA243 is a four-channel headphone amplifier with a variety of input options. Including an A-B selector switch for each channel. Both 1/4" and 1/8" stereo output jacks for each channel. RCA, 1/4" and 1/8" stereo inputs for A and B inputs that can be switched to mono.

INSPECTION

Unpack and inspect the HA243 box and package.

If obvious physical damage is noticed, contact the carrier immediately to make a damage claim. We suggest saving the shipping carton and packing materials for safely transporting the unit in the future.

WARRANTY

For complete Warranty information and registration, please visit our website; www.rolls.com. Click on the REGISTER YOUR WARRANTY HERE line. Or, complete the Warranty Registration Card and return it to the factory.

NOTE: THIS MANUAL ASSUMES THE USER HAS A WORKING KNOWLEDGE OF AUDIO ELECTRONICS, BALANCED AND UNBALANCED CONNECTIONS, AND PROPER SIGNAL LEVEL SETTING.

WARNING

USING THIS PRODUCT AT EXCESSIVE VOLUMES CAN CAUSE PERMANENT HEARING DAMAGE.

USE AS LOW A VOLUME AS POSSIBLE

In order to use this system safely, avoid prolonged listening at excessive sound pressure levels. Please use the following guidelines established by the Occupational Safety Health Administration (OSHA) on maximum time exposure to sound pressure levels before hearing damage occurs.

90 dB SPL at 8 hours

95 dB SPL at 4 hours

100 dB SPL at 2 hours

105 dB SPL at 1 hour

110 dB SPL at 1/2 hour

115 dB SPL at 15 minutes

120 dB SPL - avoid or damage may occur



FRONT PANEL



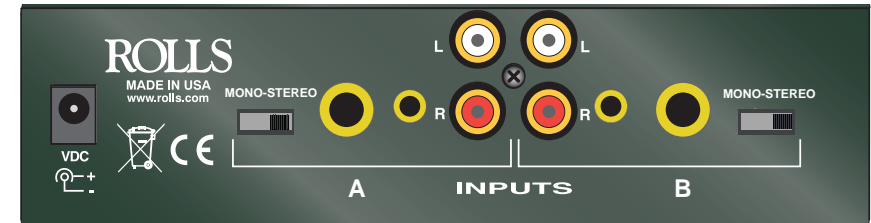
OUT: 1/4" and 1/8" (3.5mm) Tip-Ring-Sleeve stereo jacks for connection to a standard pair of headphones.

LEVEL: Controls the amount of output signal from the indicated channel.

A-B: Selects between the A or B inputs on the back of the unit.

PWR LED: Indicates that the HA243 is connected to the power supply and is on.

REAR PANEL



POWER: For connection to a Rolls VDC power supply ONLY!!!

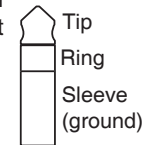
A INPUTS: 1/4", 1/8" or RCA inputs.

B INPUTS: 1/4", 1/8" or RCA inputs.

MONO-STEREO: Select for the type of input you are using. The channels are independent of each other so you can use one channel in mono and the other in stereo.

CAUTION: Plugging a mono 1/4" or 1/8" TS plug into the Headphone Outputs on the front or rear of the HA243 will cause permanent damage to the unit because one side would be shorted to ground. **Never plug a mono plug into any of the Headphone Outputs THE HA243 WILL BE PERMANENTLY DAMAGED.**

This is a TRS or stereo jack that is compatible with the HA243 Headphone Outputs.



This is a MONO jack and should never be plugged into the Headphone Output of a HA243.

